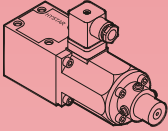
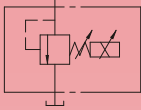
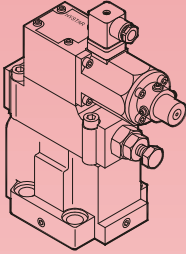
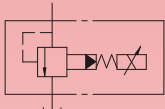
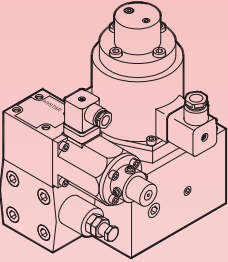
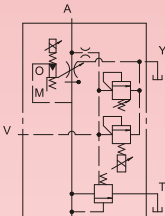
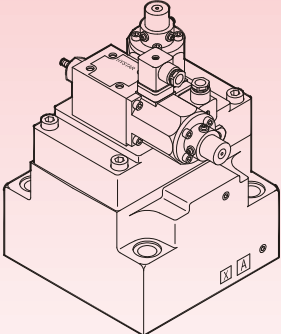
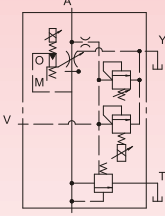




PROPORTIONAL ELECTRO-HYDRAULIC PILOT RELIEF VALVES		Graphic Symbol	Q max. lpm (USgpm)	P max. bar(PSI)	Valve Size	Ref. Page
	EDG-01		2(.53)	250(3600)	1/4"	344
PROPORTIONAL ELECTRO-HYDRAULIC RELIEF VALVES		Graphic Symbol	Q max. lpm (USgpm)	P max. bar(PSI)	Valve Size	Ref. Page
	EBG-03		100(26.42)	200(2900)	3/8"	347
	EBG-06		200(52.84)		3/4"	
	EBG-10		400(105.68)		1-1/4"	
PROPORTIONAL ELECTRO-HYDRAULIC RELIEF AND FLOW CONTROL VALVES		Graphic Symbol	Q max. lpm (USgpm)	P max. bar(PSI)	Valve Size	Ref. Page
 40(Ohm)-10(Ohm) SERIES	EFBG-03		125(33.02)	200(2900)	3/8"	351
	EFBG-06		250(66.05)		3/4"	
	EFBG-10		500(132.10)		1-1/4"	
 10(Ohm)-10(Ohm) SERIES	EFBG-03		125(33.02)	250(3600)	3/8"	355
	EFBG-06		250(66.05)		3/4"	
	EFBG-10		500(132.10)		1-1/4"	
ELECTRONIC AMPLIFIER P-C BOARD		Description				Ref. Page
MODEL NO.						
HNC-1085		For Pressure Control Valves				363
HNC-4075		For Flow Control Valves				

