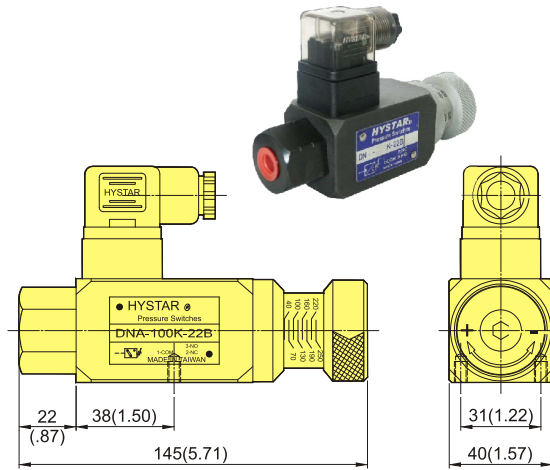
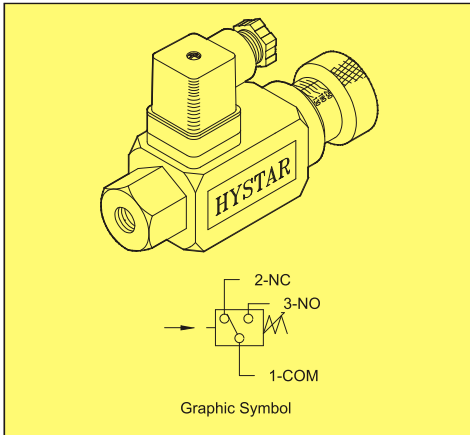


## DIMENSIONS

MILLIMETERS(INCHES)

### DNA Series Pressure Switches



### Ordering Code

**DNA - 100K - 22B**

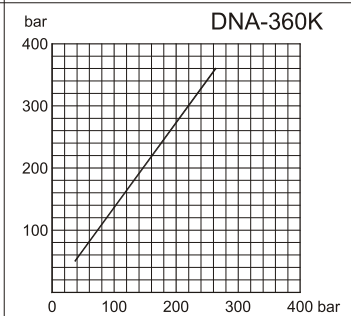
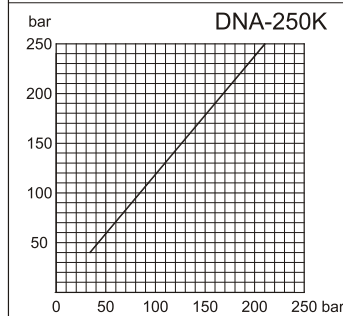
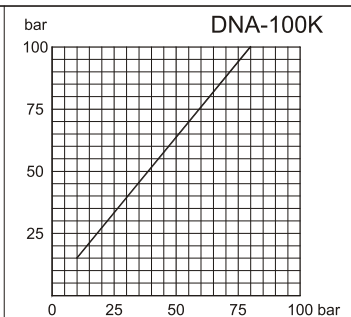
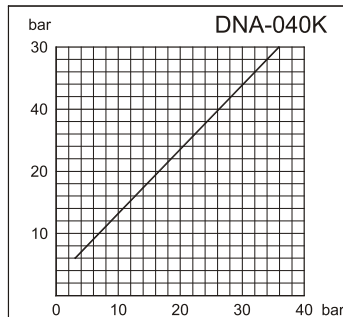
- ①                      ②                      ③

- ① Series DNA- Direct read-out, Standard type.  
 ② Pressure Adj. Range

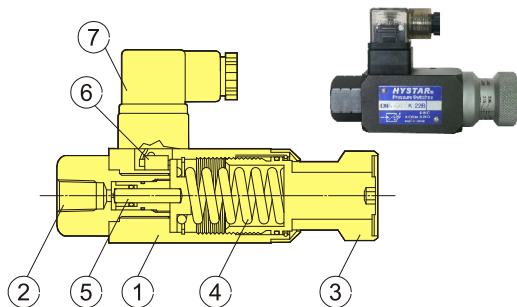
Model	Pres Adj. Range bar	Surge Pres. bar	Weight kg
040K	6~ 40	150	1.0
100K	15~100	250	1.0
250K	40~250	300	1.0
360K	50~360	400	1.0

- ③ Design Number  
 22B:1/4"PT(Rc)  
 22B80:1/4"PF(G)  
 22B90:1/4"NPT

### Hysteresis Diagrammes



### Schematic Cross-Section



No.	Part Name
1	Body(Casting-Iron)
2	Connection Port 1/4"PT(Rc)
3	Pressure Adj. Knob
4	Spring
5	Servo-Piston
6	Micro-Switch
7	Electrical Connector